

ONELINK QUARTERLY REPORT ENDING SEPTEMBER 2018

What is One Link?

OneLink is a central intake service. This means that it assesses all requests for support (accommodation and services) and does not turn eligible people away. It then prioritises people according to their needs and places them on a waiting list.

On 1 July 2016, OneLink combined the previous homelessness gateway (First Point) and the Child Youth and Family Services Gateway, as well as providing access to a range of mainstream services.

How does it work?

People can access OneLink through a 1800 number (1800 176 468), in person at Nature Conservation House, or via the Onelink Website (www.onelink.org.au/services) through webchat.

OneLink does not provide support directly – it assesses and records a person’s needs and connects them to the supports they require.

When a person calls or visits OneLink, an intake officer assesses and prioritises the client’s needs, provides information about options and, where appropriate, follows up with clients to connect them to support. The intake officer will stay in touch with clients until they have all supports they need.

At the end of the month OneLink reports on the number of people still waiting to be connected to any service both accommodation and non-accommodation supports. Some people waiting at the end of the month may have had some service needs met while still waiting connection to others.

Note: not all people waiting for accommodation are sleeping rough. Most are staying with relatives or friends or in other temporary accommodation (e.g. caravan parks, hostels etc).

What supports does OneLink connect people with?

Accommodation

- Short term emergency accommodation
- Transitional accommodation

Support services

- Housing support
 - Assertive outreach
 - Access to independent housing
 - Support to sustain tenancy
- Youth and family support
 - Youth support
 - Family and child support

- Other support
 - Aged care support
 - Counselling services
 - Disability support services
 - Domestic and family violence support services
 - Financial counselling
 - Legal services
 - Mental health services
 - Health/medical services
 - Drug/alcohol support
 - Domestic assistance

What does this latest report show?

- Over the 3 months from July to September 2018, OneLink assisted an average of 457 clients per month; which is slightly lower than 461 clients in the previous quarter (April - June 2018), and lower than 478 clients in the same quarter in 2017.
- New clients represented around 35% of all clients per month; which is higher than 33% in previous quarter (April – June 2018), but similar to 35% in the same quarter in 2017.
- On average, each month OneLink provided 319 one-off assistance during this quarter.
- From this quarter, for the first time, OneLink has expanded its reporting capability to include data on one-off assistance. One-off assistance refers to provision of immediate support, including providing information and clarification, where there is no need for continued assistance at the time of the enquiry. It is important to note that the number of one-off assistance is not included in the total number of clients.
- One-off assistance refers to provision of immediate support, including providing information and clarification, where there is no need for continued assistance at the time of the enquiry
- The additional data about one-off assistance reported by OneLink from this quarter will help provide a more comprehensive picture about homelessness services' demand and supply in the ACT.
- The number of clients on the waiting list at the end of each month was on average 135 clients; which is higher than 117 clients in the previous quarter (April - June 2018), but lower than 147 clients during the same quarter in 2017.
- People experiencing family and domestic violence remain the single largest group seeking support.
- The majority of non-accommodation placements (60.1%) were for those clients seeking housing support (i.e. support to sustain their tenancy, access to independent housing); slightly lower than the last quarter (61.6%).

ONE LINK QUARTERLY REPORT ENDING SEPTEMBER 2018

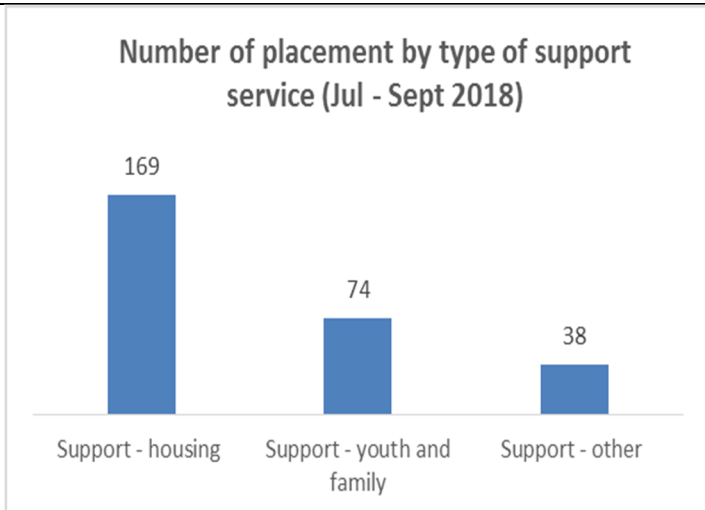
<p>Number of clients</p> <ul style="list-style-type: none"> OneLink supported an average 457 clients each month during this quarter (July, August, and September 2018). This is lower than the 478 average for the same quarter in 2017. OneLink supported 474 new clients during the July to September 2018 period, lower than 501 in the same period in 2017. OneLink provided an average of 319 one-off assistance each month in this quarter. 	<p>Number of clients, new clients, and one-off assistance (Jul - Sept 2018)</p> <table border="1"> <thead> <tr> <th>Month</th> <th>Total number of clients</th> <th>Number of new clients</th> <th>Number of instances of one-off assistance enquiries</th> </tr> </thead> <tbody> <tr> <td>Jul</td> <td>468</td> <td>158</td> <td>316</td> </tr> <tr> <td>Aug</td> <td>457</td> <td>162</td> <td>318</td> </tr> <tr> <td>Sept</td> <td>447</td> <td>154</td> <td>323</td> </tr> </tbody> </table>	Month	Total number of clients	Number of new clients	Number of instances of one-off assistance enquiries	Jul	468	158	316	Aug	457	162	318	Sept	447	154	323				
Month	Total number of clients	Number of new clients	Number of instances of one-off assistance enquiries																		
Jul	468	158	316																		
Aug	457	162	318																		
Sept	447	154	323																		
<p>New clients by priority groups</p> <ul style="list-style-type: none"> Of all new clients the largest single priority group was those experiencing family and domestic violence (on average 23.8% of new clients). <p><i>Note this graph is reflective of the top four priority groups and does not capture all new clients.</i></p>	<p>New clients by priority groups (Jul - Sept 2018)</p> <table border="1"> <thead> <tr> <th>Priority Group</th> <th>Jul</th> <th>Aug</th> <th>Sept</th> </tr> </thead> <tbody> <tr> <td>Domestic and Family Violence</td> <td>39</td> <td>35</td> <td>39</td> </tr> <tr> <td>Institution</td> <td>9</td> <td>4</td> <td>3</td> </tr> <tr> <td>Rough Sleeper</td> <td>3</td> <td>9</td> <td>5</td> </tr> <tr> <td>Non conventional dwelling</td> <td>9</td> <td>8</td> <td>8</td> </tr> </tbody> </table>	Priority Group	Jul	Aug	Sept	Domestic and Family Violence	39	35	39	Institution	9	4	3	Rough Sleeper	3	9	5	Non conventional dwelling	9	8	8
Priority Group	Jul	Aug	Sept																		
Domestic and Family Violence	39	35	39																		
Institution	9	4	3																		
Rough Sleeper	3	9	5																		
Non conventional dwelling	9	8	8																		
<p>New clients by demography</p> <ul style="list-style-type: none"> There were more new female clients (on average 61.2%) than new male clients (38.8%). Aboriginal and Torres Strait Islander people accounted for 10.3% of new clients. Young people accounted for 24.9% of all new clients. 	<p>New clients by demography (Jul - Sept 2018)</p> <table border="1"> <thead> <tr> <th>Demography</th> <th>Jul</th> <th>Aug</th> <th>Sept</th> </tr> </thead> <tbody> <tr> <td>Indigenous</td> <td>14</td> <td>18</td> <td>17</td> </tr> <tr> <td>Young people (aged 16 to 25)</td> <td>41</td> <td>41</td> <td>36</td> </tr> <tr> <td>Women (all ages)</td> <td>87</td> <td>108</td> <td>95</td> </tr> <tr> <td>Men (all ages)</td> <td>71</td> <td>54</td> <td>59</td> </tr> </tbody> </table>	Demography	Jul	Aug	Sept	Indigenous	14	18	17	Young people (aged 16 to 25)	41	41	36	Women (all ages)	87	108	95	Men (all ages)	71	54	59
Demography	Jul	Aug	Sept																		
Indigenous	14	18	17																		
Young people (aged 16 to 25)	41	41	36																		
Women (all ages)	87	108	95																		
Men (all ages)	71	54	59																		
<p>Number of clients placed into accommodation and support services</p> <ul style="list-style-type: none"> A total of 72 clients were placed into accommodation with an average of 24 clients placed each month. A total of 268 clients were placed into support services with an average of 89 clients placed each month. 	<p>Clients placed into accommodation and support services (Jul - Sept 2018)</p> <table border="1"> <thead> <tr> <th>Month</th> <th>Accommodation</th> <th>Support service</th> </tr> </thead> <tbody> <tr> <td>Jul</td> <td>28</td> <td>91</td> </tr> <tr> <td>Aug</td> <td>26</td> <td>104</td> </tr> <tr> <td>Sept</td> <td>18</td> <td>73</td> </tr> </tbody> </table>	Month	Accommodation	Support service	Jul	28	91	Aug	26	104	Sept	18	73								
Month	Accommodation	Support service																			
Jul	28	91																			
Aug	26	104																			
Sept	18	73																			

Placement by Support Service

During this quarter, there were a total of 281 placements into support services:

- 60.1% provided by housing support services, which provide tenancy support, assertive outreach, access to independent housing.
- 26.3% provided by youth and family support services.
- 13.5% provided by other support services including legal, mental health, family and domestic violence, financial assistance, disability support, and counselling services, drug, alcohol service.

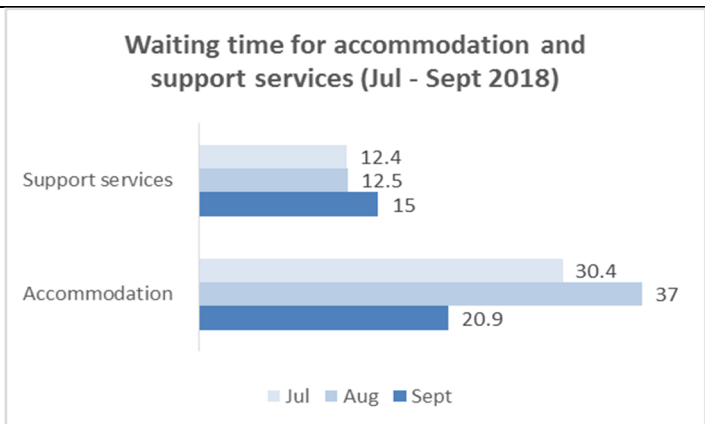
Note: number of clients and number placements are different; some clients are provided with more than one placement to meet their different needs.



Waiting time for accommodation and support services

During this quarter, clients waited on average 13.1 days for support services (16 days in the last quarter), and 30.4 days for placement into accommodation (22.8 days in the last quarter).

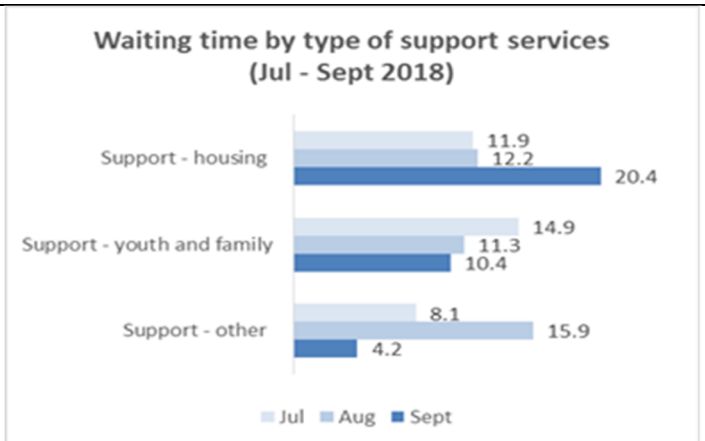
Note that 'waiting for accommodation' does not necessarily equate to rough sleeping. Many people are staying with friends or relatives or other temporary accommodation.



Waiting time by type of support service

During this quarter, clients waited on average:

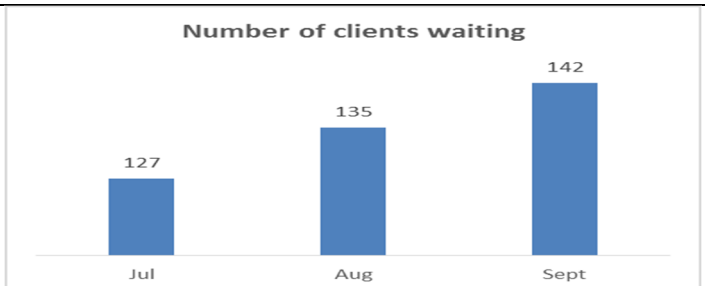
- 14.2 days for placement into housing support (17.71 days in the last quarter).
- 12.4 days for youth and family support (10.31 days in the last quarter).
- 9.8 days for other support (14.92 days in the last quarter).



Wait list

- At the end of September 142 clients were waiting for accommodation and/or support services.
- This is higher than the average of 135 over the 3 month period.

Note: clients at end of month may be connected to some services but are waiting connection to others.



Key terms explained

Client	A client refers to any person who directly receives a service. For example, if a mother and three children require accommodation, and OneLink only has contact with the mother, then the mother will be the only client for OneLink, with other family members not directly assisted. If referred to a service that then accommodates the family, then that service provides direct service for the mother and the children and that service will count each member of the family as clients.
One-off assistance	Provision of immediate support, including providing information and clarification, where there is no need for continued assistance at the time of the enquiry.
Rough sleeper	A person who is living on the streets, sleeping in parks
Non-conventional dwelling	A person who is a squatter or who is living in an improvised dwelling (tent, car etc.)
Assistance to access independent housing	Provision of support to clients to obtain an independent tenancy, including private, community and public housing. Services include: <ul style="list-style-type: none"> • Supportive Tenancy Service – housing options • ASSIST (Catholic Care) • Youth Housing Support Service(Catholic Care) • St Vincent de Paul’s (SVDP) Family Service and Young Parents Program • Everyman Australia • YWCA Canberra; • Karinya • Northside Community Service • Ted Noffs Take Hold
Tenancy support	Provision of support to clients to maintain an existing tenancy (e.g. Supportive Tenancy Service – tenancy support)
Short term or emergency accommodation	Short term accommodation with support to help address any issues leading to homelessness and seek an independent tenancy. Services are targeted to particular population groups or needs, including single men (e.g. Samaritan House, CatholicCare Minosa), young people (Youth Emergency Accommodation Network (YEAN)), women and families (Toora) and women leaving domestic violence (e.g. Beryl, Doris)
Transitional accommodation	Medium term accommodation with limited support focussed on finding long-term accommodation, for people who have the capacity to maintain a tenancy. Funded transitional accommodation includes SDVP’s Family Service, YWCA Canberra’s Housing Support Unit, Banardo’s Our Place and Friendly Landlord programs, Everyman, Northside Community Service and Karinya.

Assertive outreach for rough sleepers	Outreach services to assist people who are sleeping rough or in non-conventional dwellings, to assist in connection to services as needed (e.g. SVDP's Street to Home program)
Financial assistance/material aid	Emergency relief, such as food, clothing or assistance with expenses (e.g. SVDP, Salvation Army and Uniting Care Kippax)
Domestic/family violence support	Support specifically around responding to the experience of domestic or family violence e.g. Domestic Violence Crisis Services; note other services (including Beryl, Doris, YWCA Canberra and Toora Women) provide domestic and family violence support as part of emergency accommodation
Youth Support	Support for young people, up to 25 years of age e.g. Youth Engagement Teams and YouthCARE Canberra
Family/child support	Support for families and/or children, including family case management services
Disability support (including NDIS)	Support for people living with a physical or intellectual disability, including services under NDIS or CASP other than domestic assistance – excludes psychosocial disability.
Domestic assistance/CASP	Support for domestic assistance or through CASP, which provides assistance to people who do not qualify for or have not yet obtained NDIS support (domestic assistance is often provided through CASP)
Aged care support	Support for older people (generally 65 years or older), including through My Aged Care
Health/ medical services	Medical support e.g. Through General Practitioners, Winnunga
Mental health services	Support for people living with a psychosocial disability, including through NDIS, as well as other specific mental health services
Counselling services	Professional assistance to promote mental health and wellbeing, enhance self-understanding, and resolve identified concerns (e.g. Relationships Australia)
Drug/alcohol support	Support for people dealing with addiction to alcohol or other drugs (e.g. Directions ACT, Karralika)
Legal issues/court support	Legal advice or assistance through legal processes (e.g. Canberra Community Law, Tenants Union, Street Law, Legal Aid)
Financial counselling	Information, support and advocacy to assist people in financial difficulty (e.g. Care Financial)
Other	Support not covered in other categories, including general support for specific population groups (e.g. MARSS)